

LAMTRAC

SPECIFICATIONS

| | | |
|--------------------------------|------------|----------|
| Track Width | 17.75 in | 450mm |
| Overall Length (no attachment) | 153 in | 3886mm |
| Overall Height | 98 in | 2489mm |
| Overall Width | 77 in | 1956mm |
| Ground Clearance | 15 in | 381 mm |
| Weight (no attachment) | 14,860 lbs | 6,740 kg |
| Ground Pressure | 4.24 psi | 29 kPa |

ENGINE

| | | |
|---------------------------|----------------------------|--|
| Brand/Model/Emissions | Cummins/B4.5/Stage V | |
| Displacement | 275 in ³ / 4.5L | |
| Power (@2000 rpm) | 155 hp / 115 kw | |
| Torque (@1200 rpm) | 525 ft-lb / 712 Nm | |
| DEF Tank Capacity | 5 Gal / 18.92L | |
| Engine Compartment lights | 1 | |
| Fuel Tank Capacity | 49 Gal / 184 L | |

HYDRAULICS

| | | |
|---|------------------------------|--|
| Attachment pump size | 4.76 in ³ / 78cc | |
| Attachment pump max pressure | 6000 Psi / 413.7 Bar | |
| Attachment pump flow | 0-44 GPM / 0-166.5 L/Min | |
| Description of variable flow capacity | Controlled Electronically | |
| Tank capacity (at full mark) | 23.6 Gal/89.3L | |
| Coupler count/size/ratings/style (oringbus) | O-ring Face | |
| Auxiliary pump size | 2.69 in ³ / 44 cc | |
| Auxiliary pump flow | 25.6 GPM / 96.8L | |
| Hydraulic Compartment lights | 1 | |

CAB

| | | |
|------------------------------|--|--|
| Cab certification | ROPS ISO 8082 / FOPS ISO 8083 / OPS ISO 8084 | |
| Display details | 4.3 in / 110 mm Color | |
| Joystick Sensitivity options | Yes | |
| Pneumatic seat w/Arm adjust | Yes | |
| Electrical outlets | 1 | |
| USB | 2 | |
| Cup holder | Yes | |
| Radio | AM/FM/Bluetooth | |
| Exterior light Front | LED Light Bar 14,000 lumens | |
| Exterior light Side | 2x850 Lumens | |
| Interior light | Yes | |
| Rear View Camera | 7in HD Color Wireless | |
| Cab filtration | CAB PRESSURIZER Merv 16 HEPA | |

ELECTRICAL

| | | |
|-------------------------------------|----------------------|--|
| Voltage | 12 VDC | |
| Total battery cranking amp capacity | 1500 CCA | |
| Alternator | 160A | |
| Wiring | Moduled and seamless | |
| Trouble shooting capability details | Can Bus Provided | |
| Front Attachment Power | 8 Pin | |

UNDERCARRIAGE

| | | |
|---------------------------------------|---|--|
| Premium Forestry duty rubber | C Type - 450/86/60 | |
| Track Length (in contact with ground) | 88in / 2235 mm | |
| Ground Contact area | 1562 in ² / 1 m ² | |
| Track width | 17.75 in / 450 mm | |
| Suspension type | Torflex | |
| Drive motor | 2 speed | |

OPTIONS

| | | |
|-------|---------------------------------|--|
| Winch | Hydraulic 15,000 lbs / 6,800 kg | |
|-------|---------------------------------|--|




LTR 6160T

Dedicated mulching equipment performance in a versatile compact package.



LTR 6160T is Lamtrac's third generation in its popular CTL style mulcher carrier. This model features the same industry exclusive features as its predecessors and adds many updates and improvements that clearly make this product the leader in its category.



6160T

CAB

Easily identified as the most spacious and comfortable operator quarters in this market, the side entry door provides easy and safe access to the cab. Lamtrac's 6160T has pneumatic suspension seat, high definition rear view camera, and new ergonomic joysticks for smooth and comfortable equipment control. This updated cab offers superb peripheral visibility and has the unique feature of being mechanically pressurized to eliminate dust infiltration.




UNDERCARRIAGE

LTR 6160T features a revised track frame with torsion axle suspension to provide a stable and comfortable operation. The high torque gearbox transfers power to the ground and confident travel of the tractor even in the most difficult conditions.



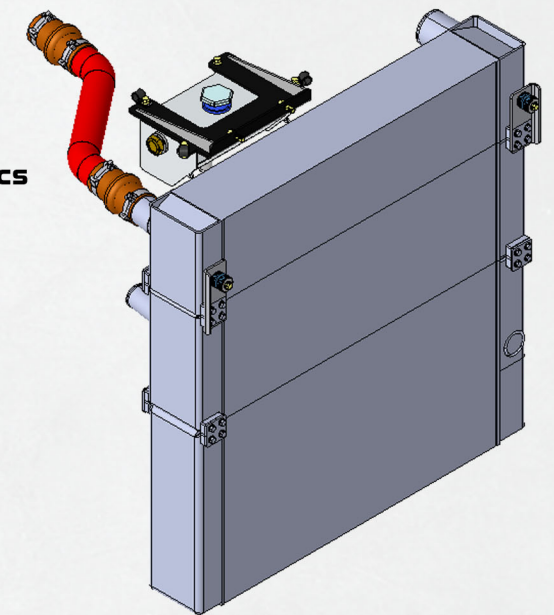
ENGINE

The heartbeat of LTR 6160T is Cummins latest B4.5, 155HP Stage V diesel engine technology. This engine is not only smaller and lighter, but offers 16% more power, 11% more torque in an EGR free engine than the prior Tier IV alternative. This engine requires no crankcase filter maintenance, offers advanced fuel economy and reduces sound.



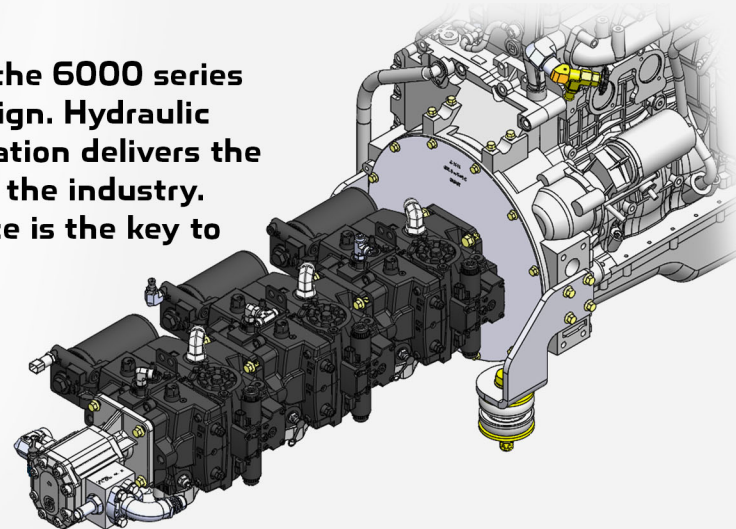
COOLING

Superior cooling capacity is integrated in LTR 6160T. The 3-tiered radiator controls air, engine, and hydraulics temperatures to ensure uninterrupted operation in ambient temperatures exceeding 125F (52c) and prolongs the life of all components and fluids.



HYDRAULICS

Lamtrac's key to success since the launch of the 6000 series tractors has been in the hydraulic system design. Hydraulic components utilized in a closed loop configuration delivers the undisputed highest hydraulic performance in the industry. Professionals know that hydraulic performance is the key to productivity and profitability.



QUICK ATTACH PLATE

While the LTR 6160T was designed to provide the highest hydraulic performance destined primarily land management applications, this robust new design allows this tractor to be host to a wide variety of common attachments to bring versatility and many revenue streams to their owners.

